Hand Safety First

LoadGrab

Load Control Tools





Why Suspended Loads Are Inherently Unstable Once Lifted

Suspended loads lack a fixed base and are free to move in multiple directions. Gravity acts continuously, while the load remains responsive to any force applied to the lifting system or the load itself.

This instability is **inherent to suspension**, not a result of operator error. Even under ideal operating conditions, the flexibility of rigging, crane dynamics, and environmental influences prevent true stability.

Because this instability cannot be eliminated by skill alone, it must be **managed through engineered control methods**.



Why Suspended Loads Behave as Dynamic Systems

From an engineering standpoint, suspended loads behave as **dynamic systems**, meaning their state changes continuously during motion.

Acceleration, deceleration, slewing, hoisting, and landing all introduce energy into the system. This energy causes the load to react through movement, rotation, or oscillation.

Unlike static loads, suspended loads cannot dissipate energy naturally. Without active control, energy accumulates and manifests as unpredictable motion, increasing risk with every movement phase.

Dynamic Forces Acting on Suspended Loads

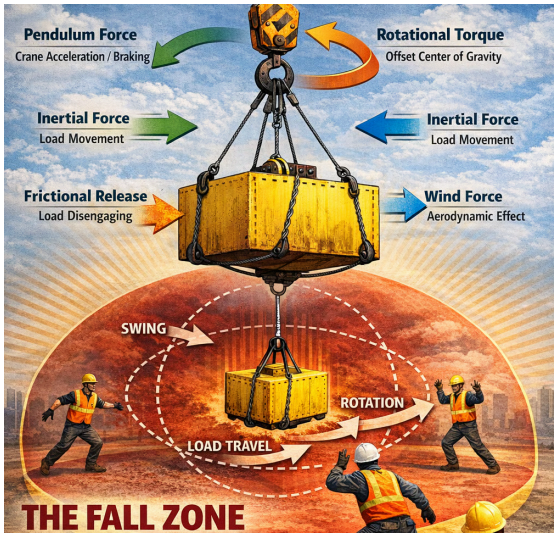

Several forces act simultaneously on suspended loads, including:

- **Pendulum forces** created by crane acceleration or braking
- **Rotational torque** due to offset centers of gravity or uneven rigging geometry
- **Inertial forces** during load travel or slewing
- **Aerodynamic forces** acting on exposed surfaces in open environments
- **Frictional release forces** when loads disengage from landing surfaces

These forces interact dynamically. Once motion begins, the magnitude of these forces often exceeds human strength and reaction capability.

How Dynamic Load Behavior Creates the Fall Zone

Because suspended loads can move unpredictably, they generate a **three-dimensional hazard envelope** around them.

This envelope includes not only the area directly beneath the load but also the surrounding space where swing, rotation, or lateral movement may occur. The higher the lift and the heavier the load, the larger and more dangerous this zone becomes.

The fall zone exists **whenever a load is suspended**, regardless of whether visible movement is occurring.

The Concept of the Fall Zone in Load Control



The fall zone is defined as the area beneath and around a suspended load where serious injury or fatality can occur if control is lost.

Its size is influenced by:

- Load mass and geometry
- Lift height
- Potential swing radius and rotational behavior
- Environmental factors such as wind

A core principle of load control is to **maintain load control without allowing personnel to enter this zone** at any stage of the operation.

Why Load Control Is Critical for Fall Zone Management

Traditional load-handling methods often rely on manual guidance near the load. While these methods may improve positioning accuracy, they do not reduce risk — they **place workers inside the fall zone**.

Engineered load control enables operators to maintain directional authority **from outside the hazard envelope**, allowing fall zones to remain enforced without compromising operational control.

This shifts risk away from people and into controlled mechanical systems.

Why Guiding, Positioning, and Maneuvering Are the Highest-Risk Phases

Incident data consistently shows that most serious injuries occur during:

- Horizontal movement
- Obstacle avoidance

- Final alignment
- Load landing

During these phases, suspended loads are most unstable and workers are most likely to approach the load to influence movement. This combination creates peak exposure to pinch, crush, and impact hazards.



Preventing Pinch, Crush, and Caught-Between Injuries Through Load Control

Pinch, crush, and caught-between injuries occur when workers operate too close to suspended loads.

Effective load control:

- Keeps hands out of pinch points
- Eliminates the need to stand between loads and structures
- Maintains safe standoff distance at all times

Distance creates time, and time allows hazards to be managed safely.

Human Limitations in Controlling Suspended Loads

Human strength and reaction time are insufficient to counteract the forces generated by suspended loads. Once movement begins, inertia and momentum dominate the system.



Manual intervention relies on instinct rather than control and places hands and bodies directly in harm's way. From an HSE perspective, this represents reliance on **administrative controls and PPE**, rather than elimination or engineering controls.

Failure Modes When Load Control Is Not Engineered

Without engineered control, predictable failure modes emerge, including:

- Hands trapped between loads and fixed structures
- Crush injuries during alignment
- Sudden loss of balance from load movement
- Rope entanglement and snap-back hazards
- Delayed response due to excessive inertia

These failures are systemic, not procedural. They result from **uncontrolled energy**, not individual error.

Engineering Function of Load Control Systems

Load control systems act as **interfaces for controlled force transfer**, allowing operators to influence load behavior without physical contact.

They provide:

- Directional authority
- Resistance to rotation and drift
- Stability during travel

- Controlled alignment during landing

By managing force application, these systems convert suspended loads from unpredictable hazards into controllable systems.

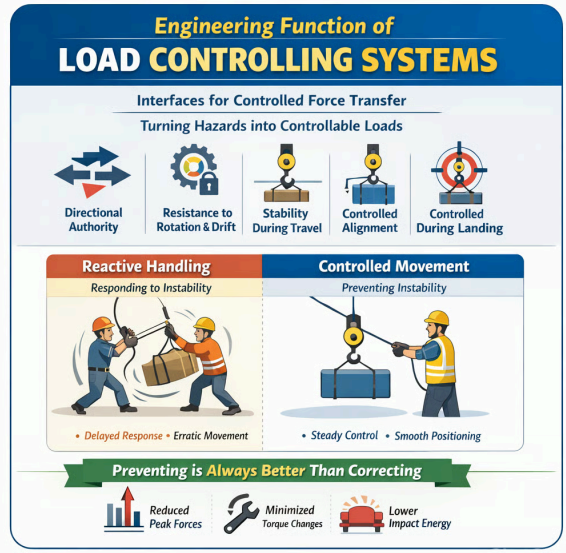

Controlled Movement Versus Reactive Handling

Reactive handling occurs after instability begins, requiring workers to respond under time pressure. Controlled movement prevents instability by maintaining continuous influence over load behavior.

Preventing motion reduces:

- Peak force spikes
- Sudden torque changes
- Impact energy during contact

From an engineering safety standpoint, **prevention is always superior to correction**.

Integration of Load Control Into Lifting Plans and HSE Systems

For load control to be effective, it must be embedded into formal safety systems, including:

- Lifting plans and method statements
- Job Safety Analysis (JSA)
- Permit to Work (PTW) processes
- Critical lift procedures

This ensures load control measures are **planned, repeatable, and auditable**, rather than improvised.

HSF Load Grab™ Product Portfolio

HSF Load Grab—Magnetic Load Control Tools

HSF Load Grab— Magnetic Load Control Tools deliver hands-free load stabilization using high-pull magnetic and mechanical systems (up to 550 lbs on select models). Designed with ergonomic handles and extended reach up to 90 inches, they reduce swing, rotation, and direct contact risks. Built for heavy-duty industrial use with corrosion-resistant, high-visibility construction, they support Zero Hand Injury programs.



HSF Loadgrab Magnetic Lifter IV (HSF-MG004)—
Load control tools

- 550 lbs (250 kg) lifting capacity
- Manual engage/disengage lever control
- Ergonomic D-handle grip



HSF Loadgrab Magnetic Lifter V (HSF-MG005)—
Load control tools

- 550 lbs switch-magnet mechanism
- Quick activation control system
- V-handle ergonomic grip



HSF LoadGrab MagHead Lifter (HSF-LG-001)—
Load control tools

- 550 lbs magnetic pull force
- 3-function locking pin
- 360° rotation & 180° pivot



HSF LoadGrab Electromagnet Lifter—
Load control tools

- 50 kg lifting capacity
- Rechargeable lithium battery
- One-hand operation
- Safe demagnetizing function

- Powder-coated anti-corrosion finish

Know More

- Improved precision switching

Know More

- Lightweight aluminum body

Know More

Know More

HSF Load Grab—Magnetic Push/Pull Load Control Tools

HSF Loadgrab— Magnetic Push/Pull Load Control Tools are designed for hands-free positioning and controlled movement of steel plates, beams, pipes, and suspended loads. Using high-strength magnetic grip technology, these tools allow operators to guide, align, and stabilize loads from a safe distance—reducing pinch, crush, and caught-between risks while improving placement precision in industrial lifting operations.



HSF Load Grab MagHead T-Handle PushPull Tool-Load — Load control tools

- 550 lbs magnetic ball head
- Trigger-based quick release
- Fixed & adjustable configurations

Know More



HSF Load Grab MagHead T-Handle Extendable— Load control tools

- Extendable up to 90 inches
- Quick-release magnetic ball head
- Telescopic shaft system

Know More



HSF Load Grab MagHead D-Handle Push/Pull Tool— Load control tools

- 36-inch extended reach
- Over 500 lbs magnetic force
- Fiberglass high-visibility handle

Know More

HSF Load Grab—Push/Pull Tool

The HSF LoadGrab — Push/Pull load control Tool provides non-magnetic, hands-free load control for safe positioning and guiding of heavy materials. Available in multiple length options, it is engineered to prevent crush and pinch injuries while maintaining operator distance. Built with heavy-duty industrial-grade construction, it delivers reliable performance in demanding manufacturing, construction, and material handling environments.



HSF LoadGrab Push/Pull Tool— Load control tools

- Non-magnetic hands-free load positioning
- Pinch and crush injury prevention design
- Durable industrial-grade construction

- Extended reach for safe load control
- Designed for manufacturing & construction operations
- **Available Lengths: 42", 50", 72", 96"**

Know More

HSF Load Grab—Tagline Tools

HSF Loadgrab Tagline — Load control tools are used to stabilize suspended loads during lifting and crane operations by controlling swing, rotation, and drift. They allow operators to guide and align loads from a safe distance, reducing entanglement risks, improving positioning accuracy, and enhancing overall lifting safety in industrial environments.



HSF LoadGrab Rigger TagLine—
Load control tools

- Prevents spinning & rotation
- Precision load alignment
- Industrial-grade rope system

Know More

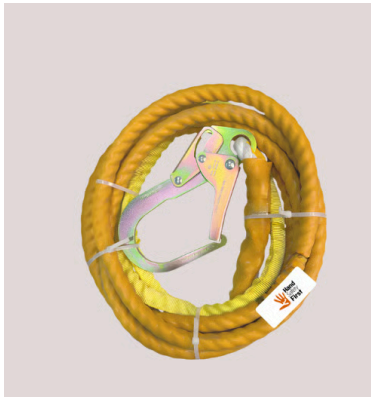

HSF LoadGrab No Swing Tagline—
Load control tools

- Tangle-resistant coating
- Rigid anti-wrap design
- Oil & liquid resistant grip

Know More

HSF Load Grab—Hook-Based Tools



HSF LoadGrab Hook Series (J / T / L)—
Load control tools

- 48-inch reach

- Swivel hook option
- Lightweight & durable
- High-visibility finish

Know More

Industry Applications & Use Cases

HSF Load Grab— Load Control Tools are used across high-risk industrial environments where suspended loads must be guided, stabilized, and positioned without direct hand contact. These tools are designed to perform reliably in demanding conditions involving heavy, irregular, or moving loads.

Steel & Metal Fabrication | Construction | Power Generation | Mining | Manufacturing | Shipyards | Logistics | Heavy Engineering
By enabling hands-free control and maintaining safe operator distance, HSF Load Grab™ — Load control tools improve positioning accuracy while supporting safer lifting practices across diverse industrial operations.

Safety & Compliance / Zero Hand Injury

Industrial hand injuries are most often caused by direct contact with moving or suspended loads. HSF Load Grab™ — Load control tools are engineered to eliminate this risk by keeping operators at a safe distance while maintaining full control over load movement.

By reducing exposure to pinch points, crush zones, and caught-between hazards, these tools support Zero Hand Injury programs and align with modern industrial safety standards. Their hands-free design helps organizations strengthen compliance, improve site safety culture, and reduce injury-related downtime.

Why HSF Load Grab™— Load control tools

HSF Load Grab™— Load control tools is purpose-built for real-world industrial load control challenges—not adapted from general lifting tools. Every product is engineered to address the critical safety gap between lifting a load and safely controlling its movement.

With a complete range of magnetic, mechanical, tagline, and hook-based load control tools, HSF Load Grab— Load control tools delivers consistent performance across diverse industries and operating conditions. The result is safer operations, improved positioning accuracy, and reliable hands-free load control where it matters most.

Get in Touch

Upgrade your lifting operations with engineered load control tools designed for safety, precision, and control.

Phone: +917386110618
Email: info@handsafetyfirst.com
Website: handsafetyfirst.com

Announcement: PSC Hand Safety India Pvt Limited has entered into a definitive agreement to acquire the brand Hand Safety First effective on Oct 31, 2025

Contact

Reach out with any questions or feedback.



Phone: +917386110618
Email: info@handsafetyfirst.com
Website: hsfloadgrab.com